

Make Sure To Visit and Check

www.Edukidss.com



Sentence Scramble Activities



sun The shining. is



game. are playing The a children

Tom and Dad



Tom
















pit

Dad is sad. Dad did not fit in the pit.
 Tom is not sad. Tom can fit in the pit.
 Dad is mad. Dad did not sit in the pit.
 Tom is not mad. Tom can sit in the pit.

Illustrate the story here:

My writing goals

-  Start my first words and any name with uppercases.
-  Keep my letters on the line.
-  Make sure that my work is neat.
-  Keep a finger space between my words.
-  Write more than 1 sentence.
-  Stretch out a word and write sounds that I hear.
-  Add details to my writing (who, what, where and when).
-  Write events in order.
-  Use commas in my sentences when I list 3 or more items and when describe someone or something.
-  End my sentences with a punctuation mark.
-  Use quotation marks to show that someone is speaking.
-  Reread and edit my writing to make sure it makes sense.
-  Add details to my drawing.







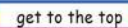





building CVC words using short vowel sounds (one box per letter).

Elkonin Boxes

--	--	--	--

Dictation

Variety of Captions


-  a red rug
 rats on a sack
 rats on a mat
-  mugs and cups
 a run in the sun
 an egg in an egg cup
-  get to the top
 a pup in the mud
 socks on a mat
-  socks on a mat
 run to the den
 a cap on a peg

Edukidss.com


Say it.



Tap each time you say a sound



Map it.



Map it.

--	--	--	--


Write it.

Now read what you wrote





Say it.



Tap each time you say a sound



Map it.



Map it.

--	--	--	--

Write it.

.....

Last Step Read it.



Name _____

Map Time

Write each sound in a box. Next, write the word.

--	--	--	--

--	--	--	--

--	--	--	--

--	--	--	--

--	--	--	--

--	--	--	--

--	--	--	--

--	--	--	--

1



Edukidss.com Freebies

2



Edukidss.com Freebies

3



Edukidss.com Freebies

4



Edukidss.com Freebies

5



Edukidss.com Freebies

6



Edukidss.com

7



Edukidss.com Freebies

8



Edukidss.com

5



Edukidss.com Freebies

6



Edukidss.com

7



Edukidss.com Freebies

8



Edukidss.com

9



Edukidss.com Freebies

10



Edukidss.com

11



Edukidss.com Freebies

12



Edukidss.com

13



Edukidss.com Freebies

14



Edukidss.com

15



Edukidss.com Freebies

16



Edukidss.com



**Thanks to Creative Clips
ClipArt's by Krista Wallden**