











Make Sure To Visit and Check

www.edukidss.com

My writing goals

- ABC** Start my first words and any name with uppercases.
-  Keep my letters on the line.
-  Make sure that my work is neat.
-  Keep a finger space between my words.
-  Write more than 1 sentence.
-  Stretch out a word and write sounds that I hear.
- www** Add details to my writing (who, what, where and when).
- 123** Write events in order.
-  Use commas in my sentences when I list 3 or more items and when describe someone or something.
-  End my sentences with a punctuation mark.
- “ ”** Use quotation marks to show that someone is speaking.
-  Reread and edit my writing to make sure it makes sense.
-  Add details to my drawing.

Tom and Dad

Dad is sad. Dad did not fit in the pit.
 Tom is not sad. Tom can fit in the pit.
 Dad is mad. Dad did not sit in the pit.
 Tom is not mad. Tom can sit in the pit.

Illustrate the story here:

Your students can practice building CVC words using short vowel sounds (one box per sound, not necessarily per letter).

Elkonin Boxes

Sentence Scramble Activities



sun The shining. is



game. are playing The a children

Dictation

Variety of Captions

- a red rug
 - rats on a sack
 - rats on a mat
- mugs and cups
 - a run in the sun
 - an egg in an egg cup
- get to the top
 - a pup in the mud
 - socks on a mat
- socks on a mat
 - run to the den
 - a cap on a peg

Edukidss.com



ay



ee



ai



oa



ea

Vowel

Teams

pay

hay

spray

tray

play

day

say

clay

road

coat

foam

coach

boat

goat

toad

soap

seed

meet

tree

free

sheep

feet

peek

bee

sea

tea

meal

read

each

seat

meat

real