

# SCHOOL

# SUPPLY




# DOS & DON'TS



By: Lianna Avakyan



# Using Glue



“Glue can help us stick some things together!”

-Amy

## ✓ Dos


- Use it on paper.
- Use it for arts and crafts.
- Use a little bit.

## ✗ Don'ts

- Use it as hair gel.
- Use it as ketchup.
- Squeeze the whole bottle out.



# Using Scissors



“Scissors can help us cut things out carefully.”

-DJ

## ✓ Dos


- Try to follow the line.
- Cut material your teacher tells you.
- Cut carefully.

## ✗ Don'ts

- Open up your own salon or barbershop.
- Cut your clothing.
- Run with them.



# Using Pencils



“Pencils can help us write and color.”

-Fatima

## ✓ Dos

- Hold it carefully.
- Use it to write with.
- Use the eraser for mistakes.


## ✗ Don'ts

- Run with a pencil.
- Poke your friends.
- Use them as darts.





# Using Markers



“Markers can make our drawings colorful!”

-Carlanda

## ✓ Dos


- Put the lid back on tight.
- Do your best work.
- Create beautiful art.

## ✗ Don'ts

- Draw on the wall or furniture.
- Bite the marker tips off.
- Color your friend purple.



# Using Chairs



“Chairs can be a comfortable spot to sit!”

-Brian

## ✓ Dos

- Push in your chair.
- Sit in a safe and comfortable way.

## ✗ Don'ts

- Rock back on two legs.
- Hold it over your head.
- Stack a tower to the ceiling.



# Using Crayons



“Crayons can help us color in a fun way!”


-Jane

## ✓ Dos

- Color amazing pictures.
- Use your favorite color.
- Clean up when you're done.


## ✗ Don'ts

- Break them all in half (on purpose).
- Pull the paper off.
- Stick them in your shoes.





# Using Paper



“Paper can help us learn or share our thinking.”

-Minh

## ✓ Dos

- Do the work the best you can.
- Create things.
- Write great stories.


## ✗ Don'ts

- Make 50 paper airplanes.
- Tear it up into tiny pieces.
- Eat it.





# Using Rulers



“Rulers help us measure and draw straight lines!”

-Gazi

## ✓ Dos

- Measure carefully.
- Draw a straight line.
- Pay attention to in. and cm.

## ✗ Don'ts

- Whack your friend.
- Throw them in the air.
- Sword fight.



# Using Play-doh



"Play-doh is fun to play with!"

-Naomi

## ✓ Dos


- Squish it and poke it.
- Create cool things.
- Put the lid back on.

## ✗ Don'ts


- Take a bite out of it.
- Mix the colors.
- Stick it in your ear or up your nose!




# Using Supplies



“Which rule is the most **important** one? Why?”



“What might happen if we **didn't have any** supply rules?”















“Which supplies are you **excited** about using? Do any make you **nervous**?”





# CHECK THESE RESOURCES OUT!

### My writing goals


-  Start my first words and any name with uppercases.
-  Keep my letters on the line.
-  Make sure that my work is neat.
-  Keep a finger space between my words.
-  Write more than 1 sentence.
-  Stretch out a word and write sounds that I hear.
-  Add details to my writing (who, what, where and when).
-  Write events in order.
-  Use commas in my sentences when I list 3 or more items and when describe someone or something.
-  End my sentences with a punctuation mark.
-  Use quotation marks to show that someone is speaking.
-  Reread and edit my writing to make sure it makes sense.
-  Add details to my drawing.

Your students can practice building CVC words using short vowel sounds (one box per sound, not necessarily per letter).


### Elkonin Boxes

--	--	--	--	--	--	--	--

### Tom and Dad



Tom




pit

Dad is sad. Dad did not fit in the pit.  
 Tom is not sad. Tom can fit in the pit.  
 Dad is mad. Dad did not sit in the pit.  
 Tom is not mad. Tom can sit in the pit.

Illustrate the story here:

## Special THINK, WRITE, & DRAW



EXCLUSIVE FREEBIE!

### Sentence Scramble Activities



sun The shining is

---



game are playing The a children

### CVC Flashcards with Pictures

CVC /u/ Words Flashcards


CVC /e/ Words Flashcards

hem	fen
map	van
can	cat
nep	hat

Edukidss.com

thank you for your download

## **Read Like a Rock Star**

Permission is granted to copy pages specifically designed for student or teacher use by the **original purchaser** or licensee. For use in additional classrooms, please purchase an extra license.

Copying any part of this product and/or placing it on the internet in any form is **strictly forbidden**. Doing so is a violation of the Digital Millennium Copyright Act. (DMCA)